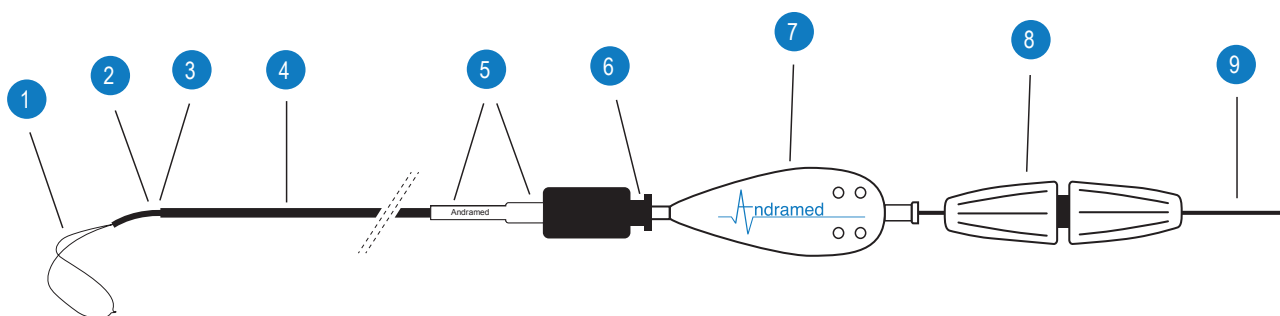


AndraSnare®/LoopMaster Sochman Snare®

Gold plated atraumatic 3D nitinol snare /
Atraumatic 3D nitinol snare for foreign body retrieval

AndraSnare® & AndraSnare Micro®



- | | |
|--|---|
| 1 Atraumatic nitinol loop with gold coating for better visualization in the X-rays | 6 Luer connection |
| 2 Pre-formed tip for better navigation | 7 Insertion part for simple insertion of the loop into the catheter |
| 3 X-ray marker at the shaft output | 8 Large torquer for good operation |
| 4 Shaft visible in X-rays | 9 Continuous nitinol wire for 1:1 control of the loop |
| 5 Bend protection for shaft reinforcement at the Luer | |

Order Codes AndraSnare®

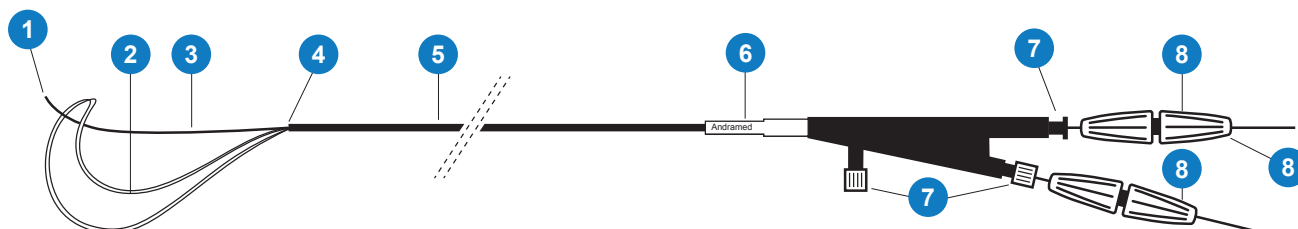
| Order Code | Loop Ø in mm | Vessel Ø in mm | Loop/Guidewire Length in cm | Introducer Sheath Length in cm | Introducer Sheath Ø in Fr |
|------------|-----------------|-------------------|--------------------------------|-----------------------------------|------------------------------|
| AS-5 | 5 | 3 – 5 | 125 | 110 | 4 |
| AS-10 | 10 | 6 – 10 | 125 | 110 | 4 |
| AS-15 | 15 | 11 – 15 | 125 | 110 | 4 |
| AS-20 | 20 | 16 – 20 | 125 | 110 | 4 |
| AS-25 | 25 | 21 – 25 | 125 | 110 | 5 |
| AS-25/65 | 25 | 21 – 25 | 65 | 50 | 5 |
| AS-25/150 | 25 | 21 – 25 | 150 | 135 | 5 |
| AS-30 | 30 | 26 – 30 | 125 | 110 | 5 |
| AS-35 | 35 | 31 – 35 | 125 | 110 | 5 |

Order Codes AndraSnare Micro®

| Order Code | Loop Ø in mm | Vessel Ø in mm | Loop/Guidewire Length in cm | Introducer Sheath Length in cm | Introducer Sheath Ø in Fr |
|------------|-----------------|-------------------|--------------------------------|-----------------------------------|------------------------------|
| ASM-2 | 2 | 1 – 2 | 175 | 150 | 2,3 – 3 |
| ASM-4 | 4 | 3 – 4 | 175 | 150 | 2,3 – 3 |
| ASM-7 | 7 | 5 – 7 | 175 | 150 | 2,3 – 3 |

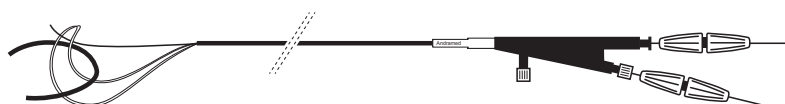
Packaging Unit: 1

LoopMaster® Sochman Snare

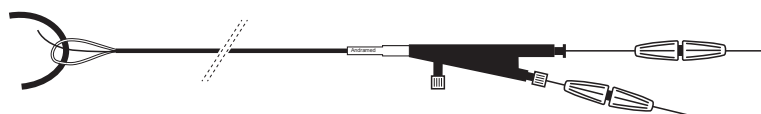


- | | | | |
|---|--|---|---|
| 1 | Atraumatic distal end at the catching wire | 6 | Bend protection at the Luer |
| 2 | Nitinol loop | 7 | Luer connector |
| 3 | Catching wire | 8 | Large torquers for simple control of the catching snare and the catching wire |
| 4 | X-ray marker | | |
| 5 | Flexible shaft | | |

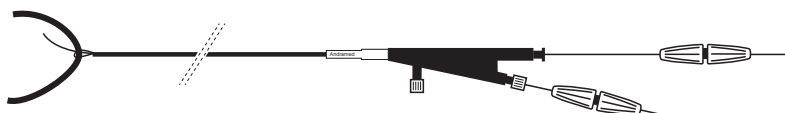
Retrieval technique for foreign bodies (see graphics above)



- 1 Open the snare and place it around the foreign body to be removed.



- 2 By closing the snare, the foreign body is enclosed between the catching wire and the catching snare.



- 3 This makes it possible to remove the foreign body securely from the body.

Order Codes LoopMaster® Sochman Snare

| Order Code | Loop Ø in mm | Loop/Guidewire Length in cm | Introducer Sheath Length in cm | Introducer Sheath Ø in Fr |
|------------|-----------------|--------------------------------|-----------------------------------|------------------------------|
| ASL-25 | 25 | 130/150 | 110 | 8 |

Packaging Unit: 1

Andramed GmbH

Schiesswiesenstr. 18
72766 Reutlingen, Germany
Tel.: +49 (0) 7127 811 57 15
Fax: +49 (0) 7127 811 57 11
info@andramed.com
www.andramed.com

Made in Germany
Rev. 02/2019

